


The QTIP Data Report: What's Happening With QI in South Carolina

LAURA BRANDON, MPH
QUALITY IMPROVEMENT COORDINATOR FOR SC QTIP

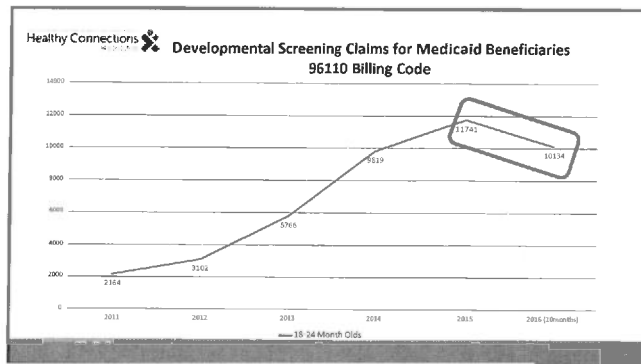
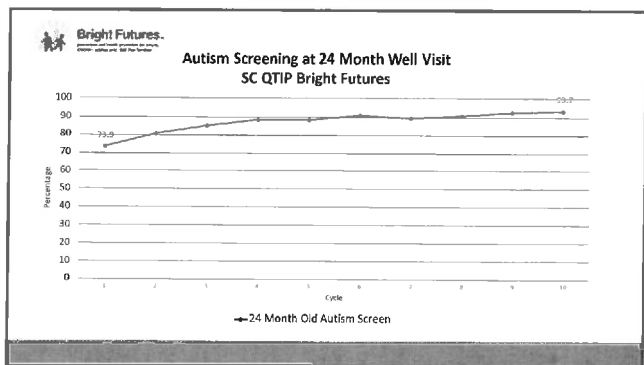
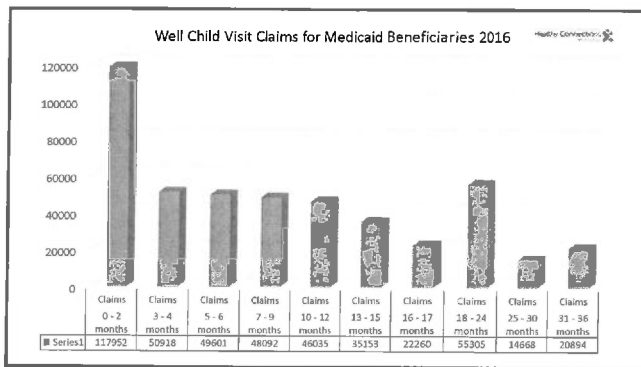
2016	2017
Bright Futures AAP Initiative	Continue measuring 6-9 month visits and 24 months visits
	Teen Well Visits
	Moderate to Severe Asthma


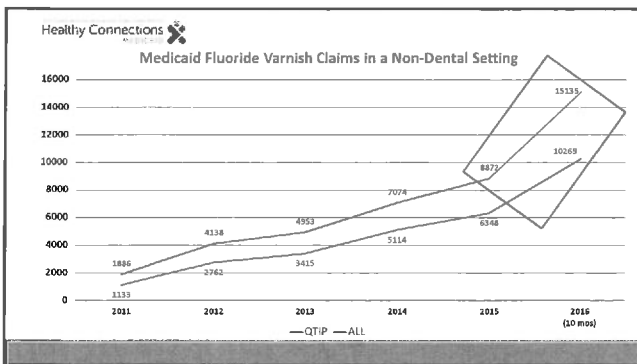
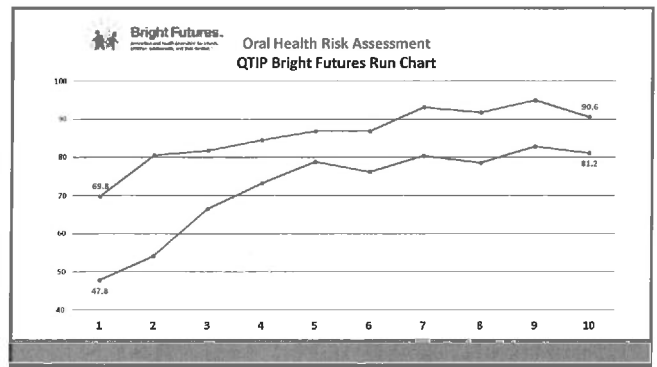
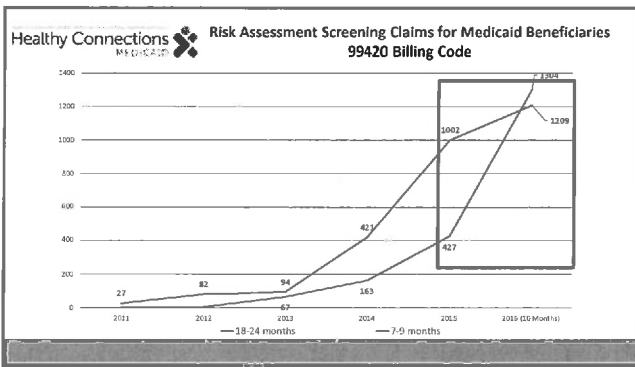
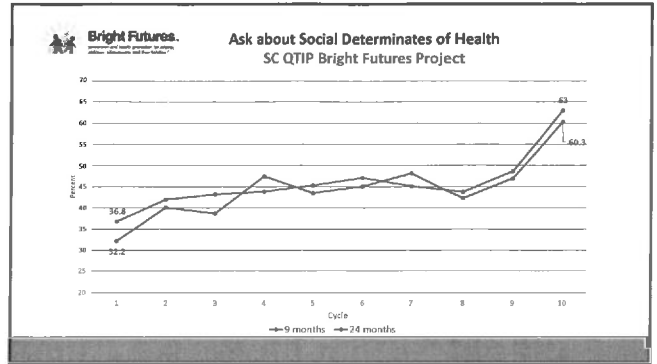
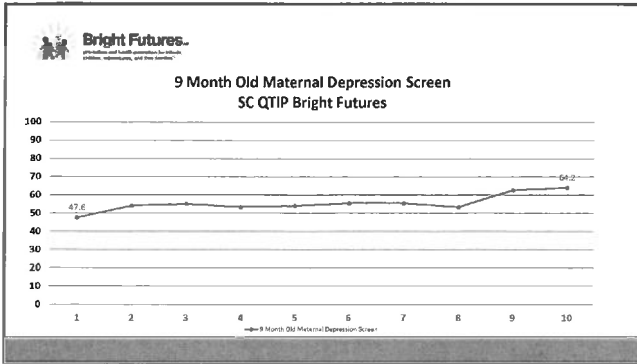


Bright Futures

Concentrated on the content of the 9 and 24 month well child check

- Age appropriate risk assessments
- Family Strengths
- Social Determinants of health
- BMI
- Autism Screening
- Developmental Screening
- Oral health risk assessments





2017 QTIP QI Initiatives

We will continue using QIDA, AAP's Quality Improvement Data Aggregator.

Topics in 2017 surveys

- Well check completion rates
- Vaccinations
- Parental tobacco use
- Family/Patient strengths
- Special health care needs status
- BMI over 85th percentile

4 survey tools total
2 survey tools used each month

- 6-11 month old (3)
- 14 month old (3)
- Teenagers (2)
- Adolescent to young adults (2)

