

Dental Advisory Committee
February 11th, 2025 Meeting Minutes

Present

Phil Latham
James Mercer, DMD
Felicia Goins, DMD
Rita Melton, DMD
Amy Martin, DrPH
Tycie Sellers
Mary Kenyon Jones

Not Present

Thomas McDonald, DMD
Meredith Papadea, DMD

Welcome and Introductions

Gerta Ayers, Director of State Plan Services at SCDHHS welcomed the Dental Advisory Committee (DAC) members.

Dental Provider Revalidation

1. SCDHHS provided an update on the status of dental providers re-validation process.
 - There were no questions or comments from the Committee members

Dental Provider New Portal

1. SCDHHS provided an update on the dental provider new portal registration and the go-live date.
 - There were no questions or comments from the Committee members

Sedation Utilization

1. SCDHHS provided utilization data for in-office dental sedation and use of Outpatient Hospital (OP) and Ambulatory Surgical Centers (ASC) for dental services.
 - Committee discussed access barriers for dental services delivered in an OP or ASC setting.

Discussions

1. *In-Office Dental Sedation Provider training:* Committee discussed the need for provider education on accurately documenting the time of in-office general anesthesia services.

Closing:

The meeting was closed by thanking attendees for their participation and reminding them of the next DAC meeting date on May 13, 2025.

South Carolina Department of Health & Human Services Dental Advisory Subcommittee

February 11th, 2025

South Carolina Department of Health and Human Services

Agenda

1. Welcome & Introductions
2. Provider Revalidation Update
3. New Provider Portal Update
4. In-office sedation/ ASC-OP utilization
5. Discussions
6. Adjourn

SCDHHS Provider Revalidation

As of 1/31/2025

- First Cohort: Dental Groups
 - Start date: June 17, 2024
- Second Cohort: Physicians
 - Start Date: November 1, 2024
- Third Cohort: Individual Dentist
 - Start date: To be determined

Provider Specialty	Completed	Voluntary Termination	No response	Other*
General	37.5%	9.5%	38.5%	14.8%
Oral Surgery	41.9%	12.9%	26.9%	20.4%
Periodontist	71.4%	0.0%	14.3%	0.0%
Orthodontics	45.3%	5.7%	37.7%	11.3%
Endodontics	12.5%	50.0%	37.5%	0.0%
Pedodontics	53.0%	2.6%	24.8%	19.7%
Total	40.8%	9.0%	35.0%	15.7%

*Note: "Other" Includes cases currently in process, resent letters, undeliverable letters, or returned to the provider

Source: SCDHHS Provider Enrollment



DentaQuest Next Gen Portal

As of 1/10/25

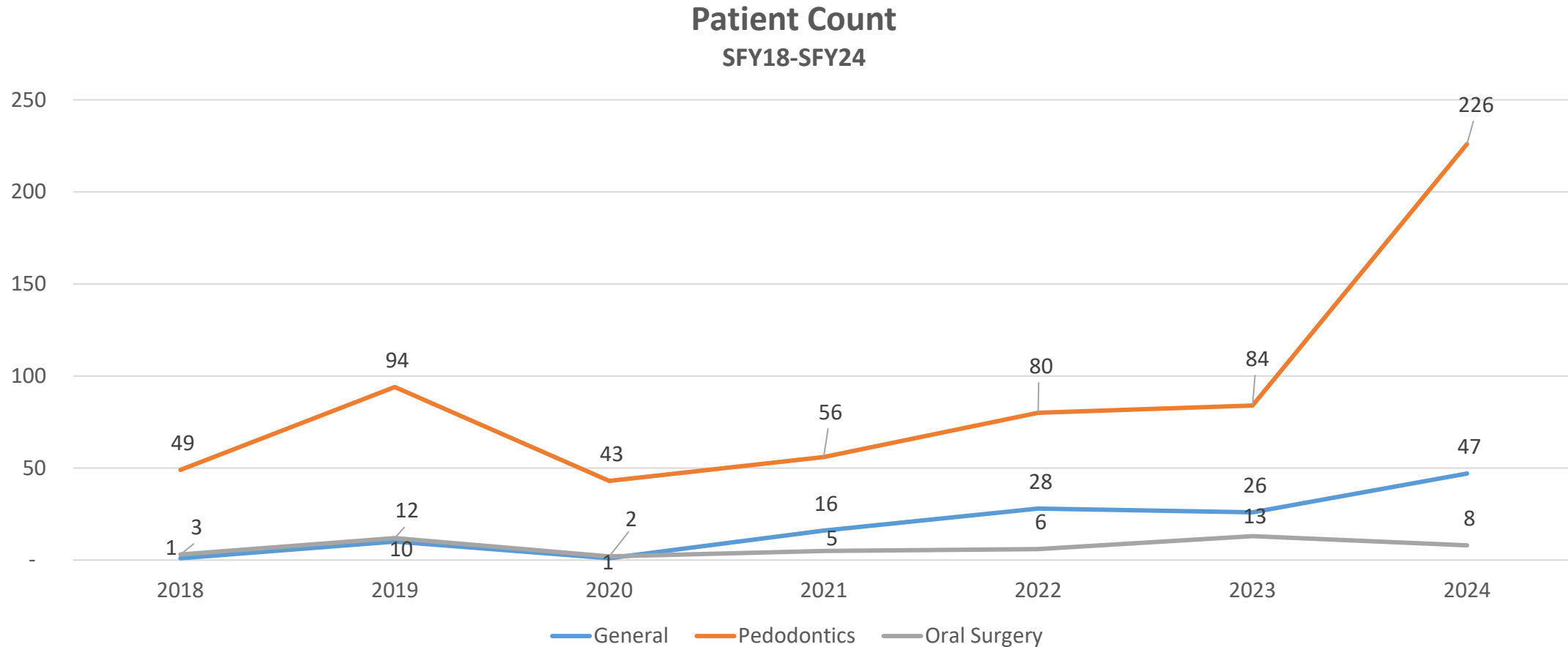
Expected portal accounts (Tax ID)	Accounts currently registered	Number of office visits	Number of one-on-one trainings	Number of webinars conducted	Nr of webinar participants (unduplicated)
641	557	477	24	6	15

Outreach Activities

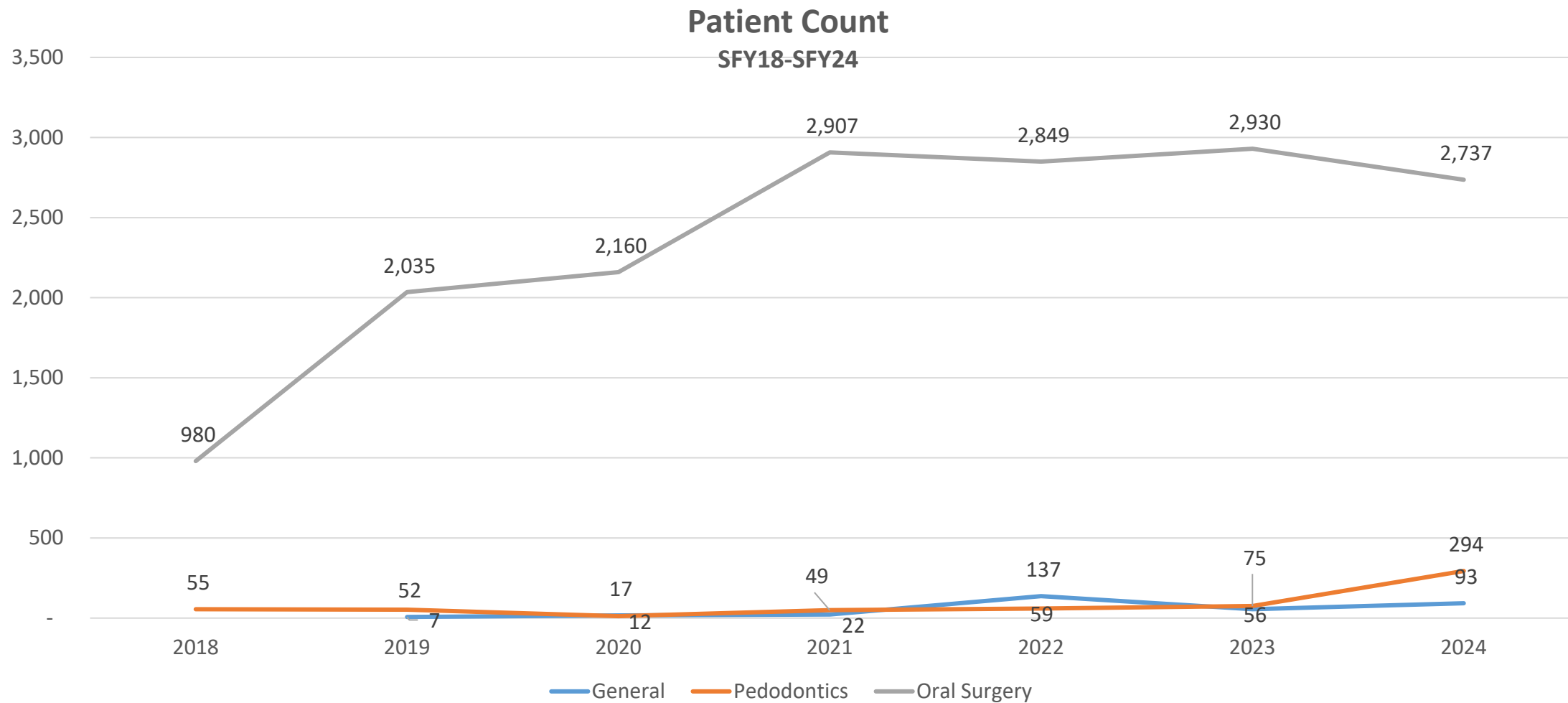
- Daily calls to providers
- Series of mini trainings for offices- started 10/30
- Weekly proactive emails to all providers
- Certified letters to providers not registered yet

Distinct Patient Count for In-office Sedation (D9222) by Provider Specialty

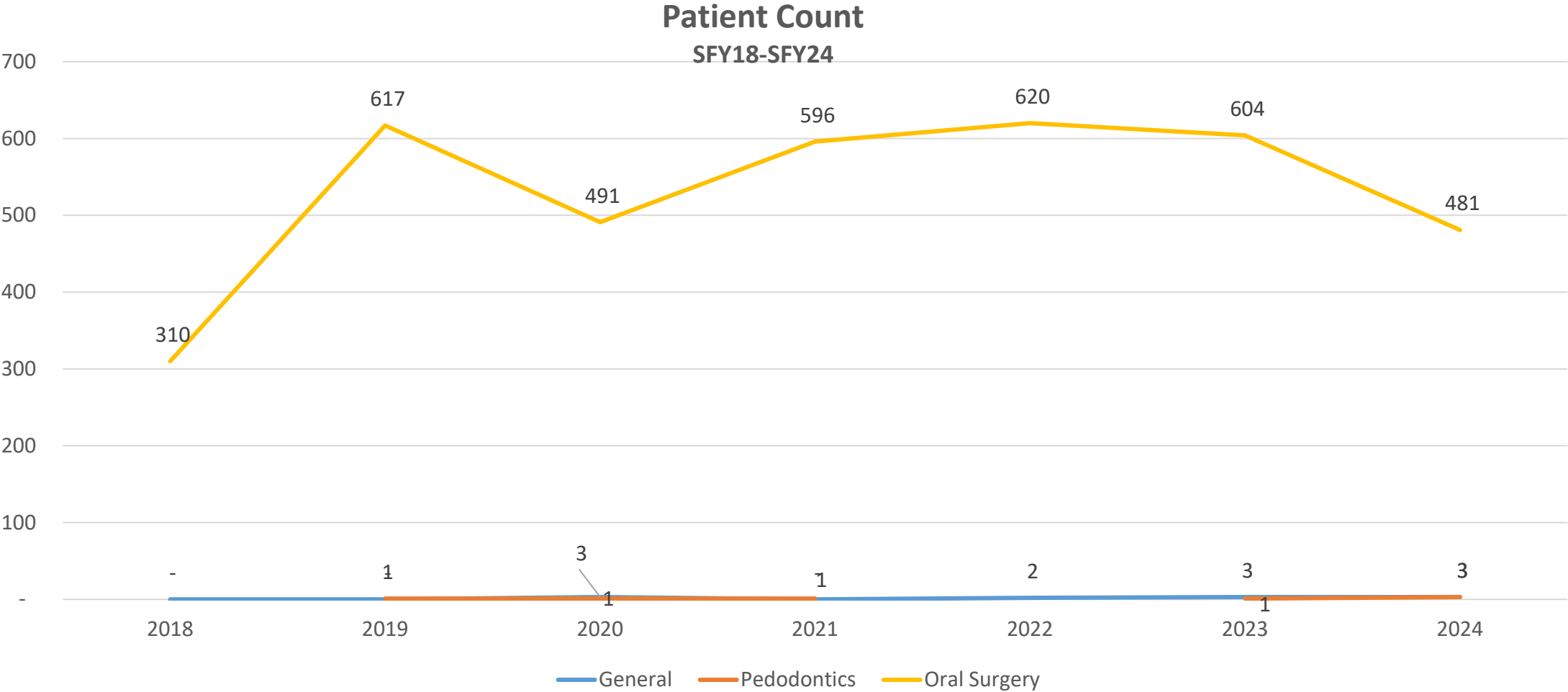
Ages 0-5



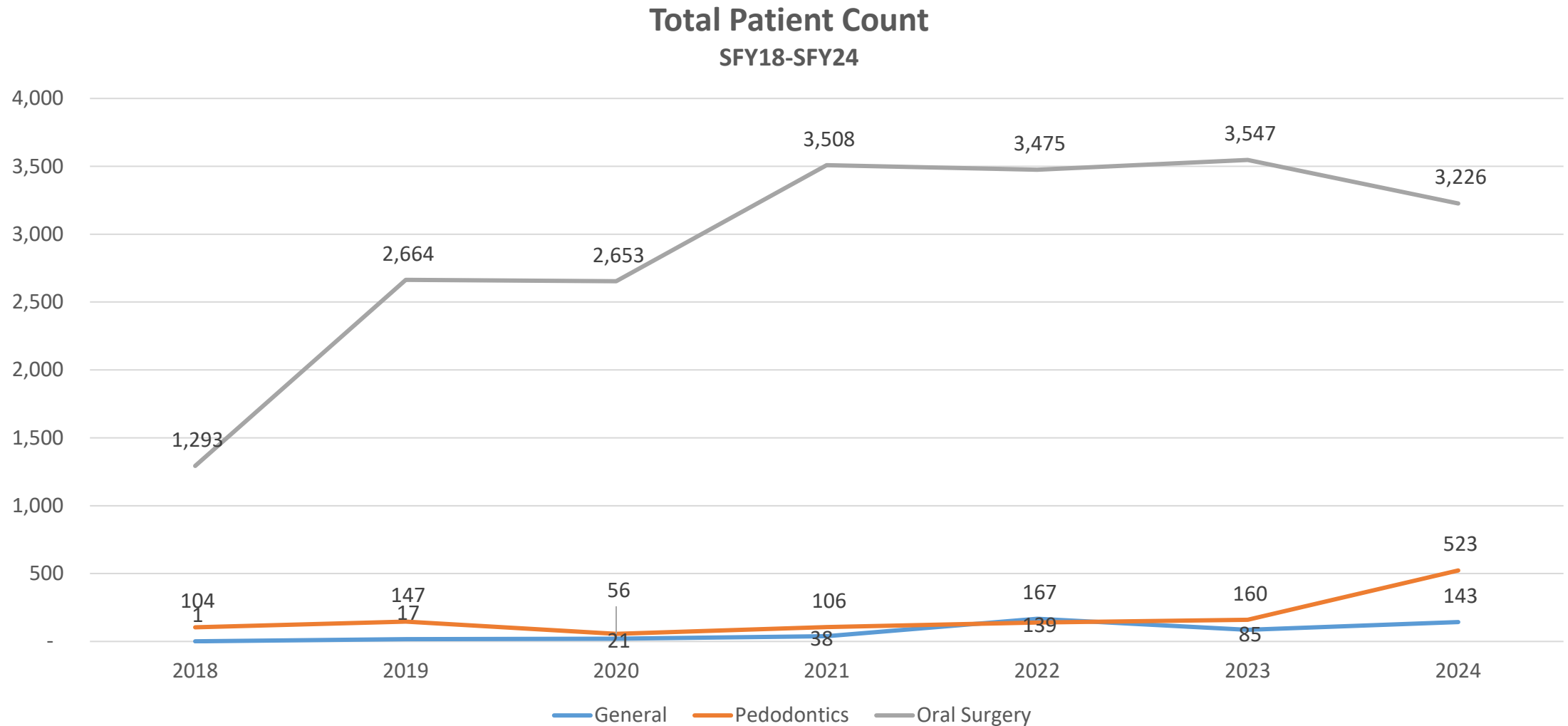
Distinct Patient Count for In-office Sedation (D9222) by Provider Specialty Ages 6-20



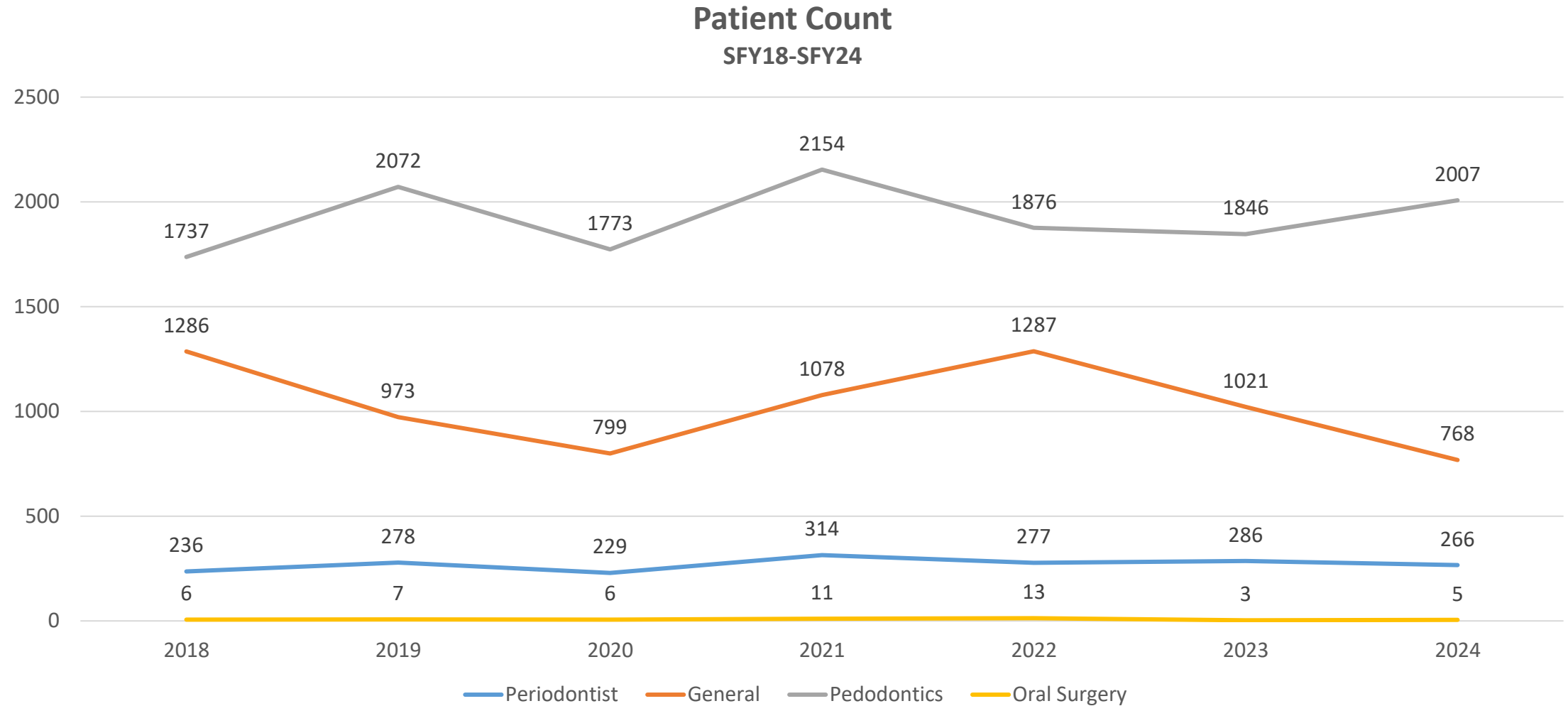
Distinct Patient Count for In-office Sedation (D9222) by Provider Specialty Ages 21+



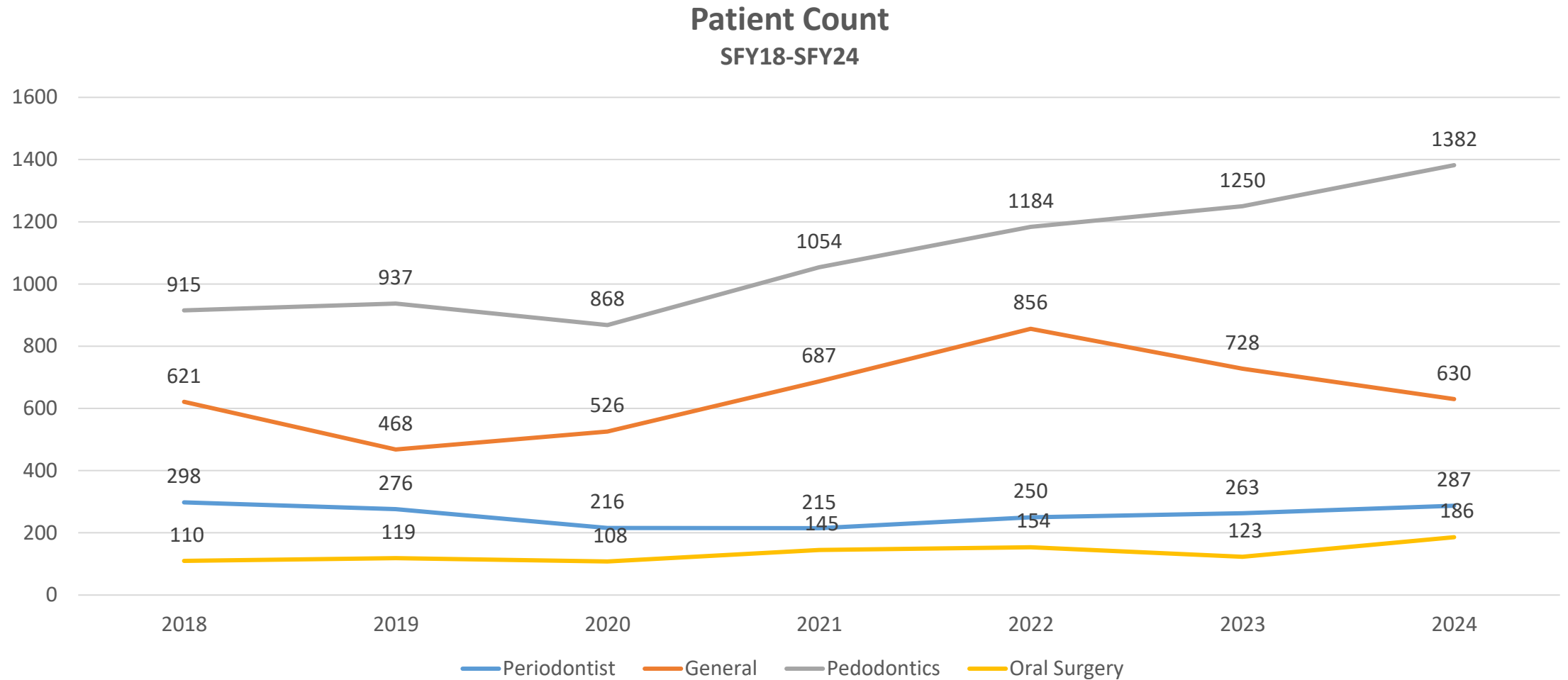
Total Distinct Patient Count for In-office Sedation (D9222) by Provider Specialty



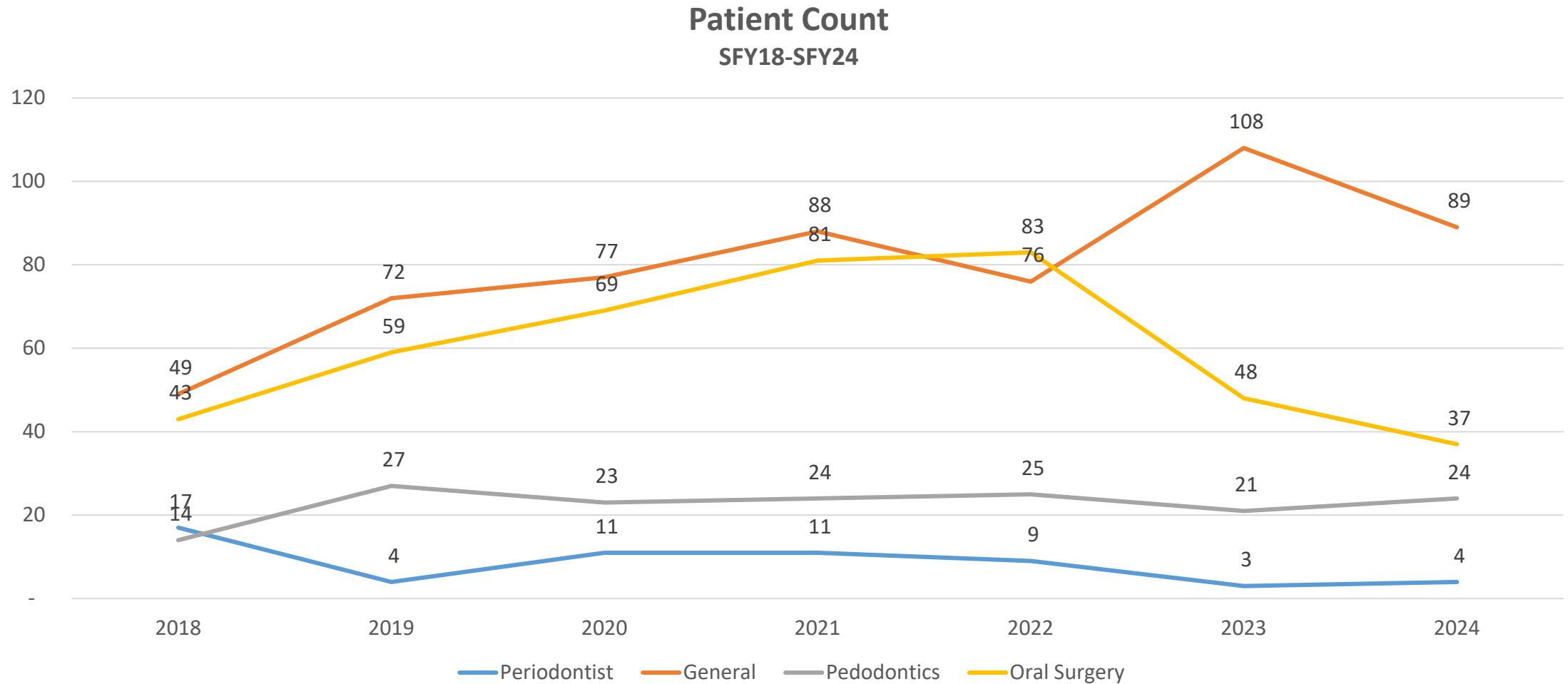
Distinct Patient Count for Facility Use (D9420) by Provider Specialty Ages 0-5



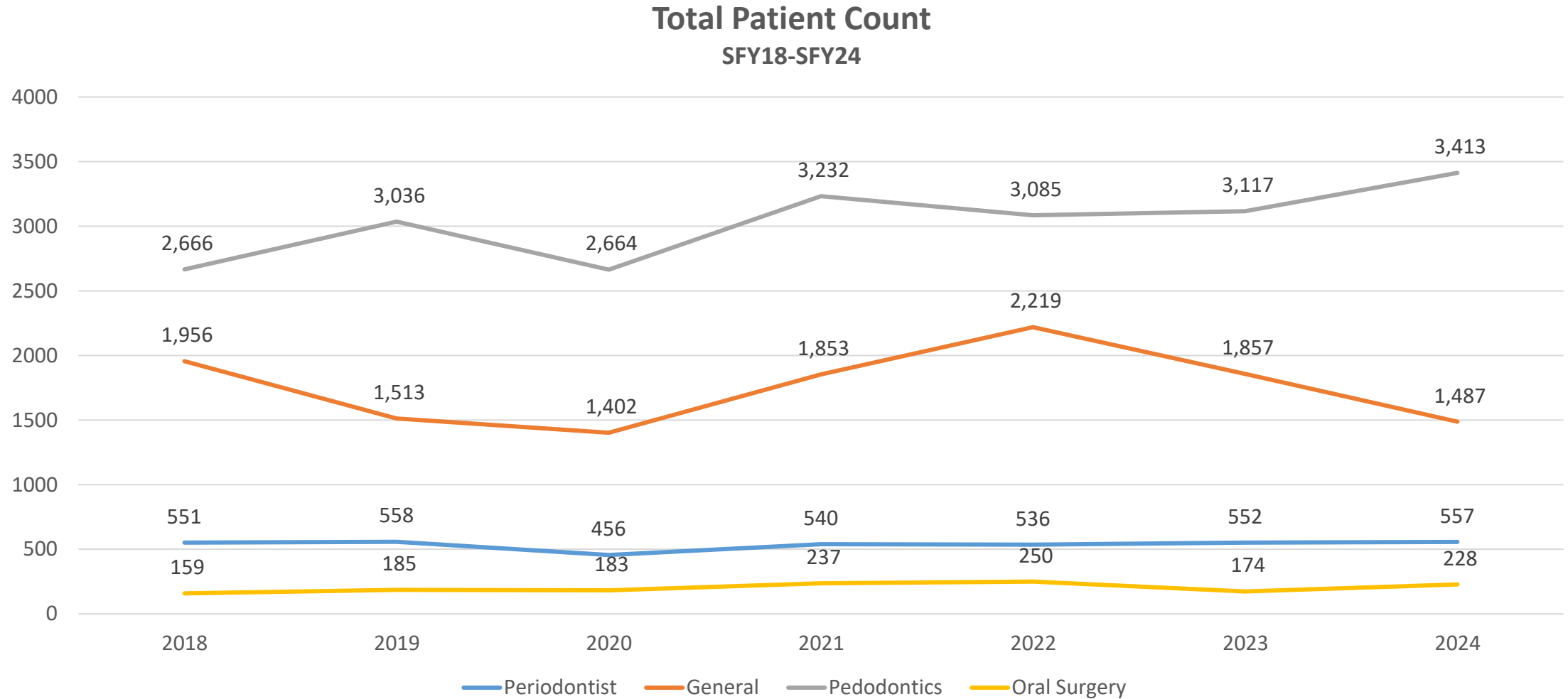
Distinct Patient Count for Facility Use (D9420) by Provider Specialty Ages 6-20



Distinct Patient Count for Facility Use (D9420) by Provider Specialty Ages 21+

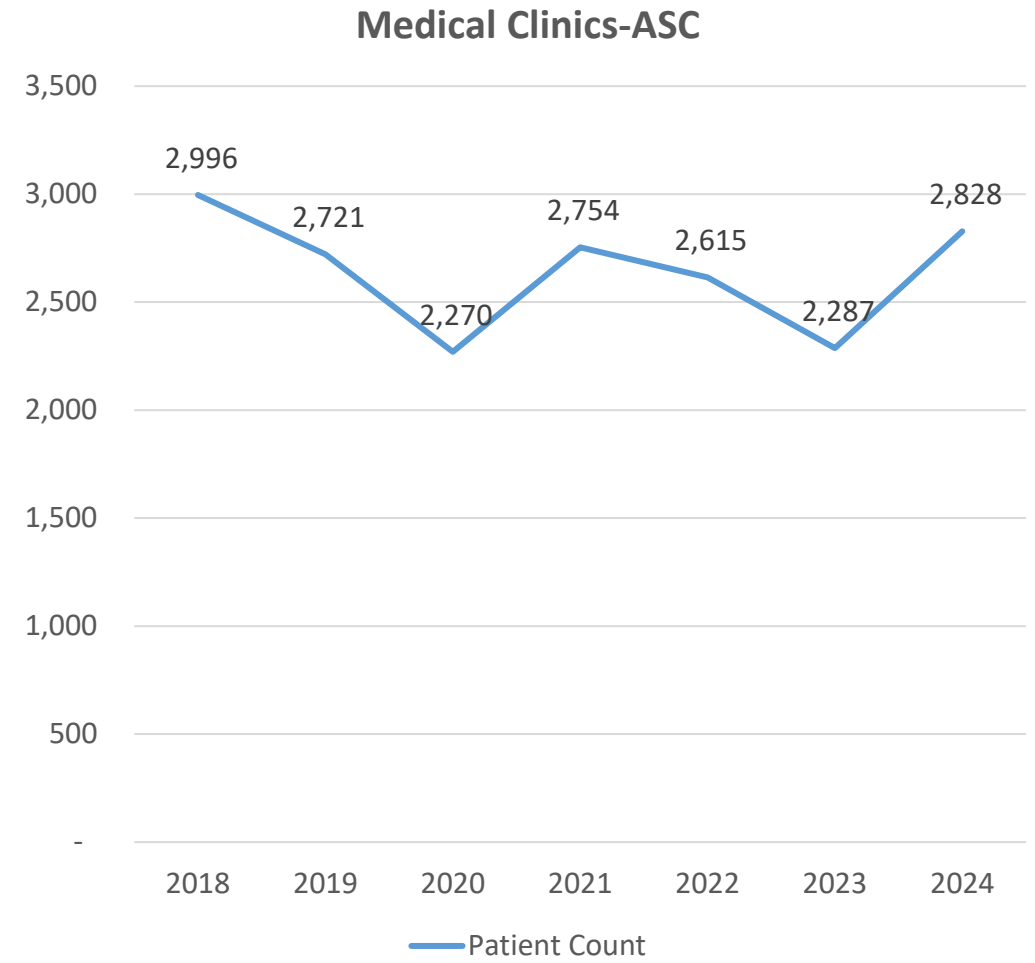
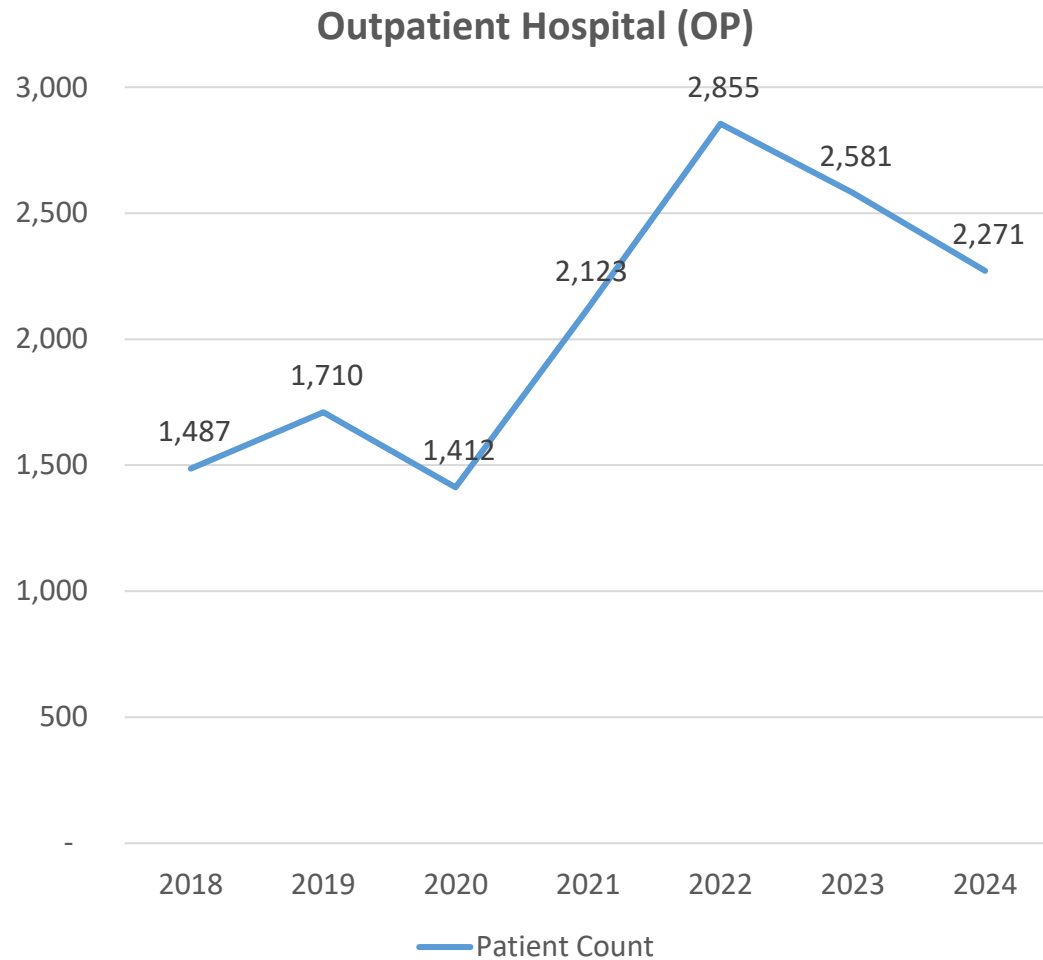


Total Distinct Patient Count for Facility Use (D9420) by Provider Specialty



ASC / OP Utilization

Distinct Patient Count Receiving Dental Services in OP Hospital & ASC SFY18-SFY24



Average Paid per Patient per Date of Service

SFY18-SFY24

Provider Type	Patient Count	Claims Count Distinct per DOS	Claim Paid Amt	Avg Paid per Patient per DOS
Outpatient Hosp (02)	14,439	57,573	91,466,188	\$ 1,588.70
2018	1,487	6,582	\$ 8,228,157.17	\$ 1,250.10
2019	1,710	8,316	\$ 11,412,005.17	\$ 1,372.29
2020	1,412	7,454	\$ 11,005,966.80	\$ 1,476.52
2021	2,123	8,687	\$ 14,686,735.17	\$ 1,690.66
2022	2,855	10,067	\$ 17,599,445.55	\$ 1,748.23
2023	2,581	8,878	\$ 14,480,586.75	\$ 1,631.06
2024	2,271	7,589	\$ 14,053,291.34	\$ 1,851.80
Medical Clinics (22)	18,471	69,577	\$ 130,298,968.22	\$ 1,872.73
2018	2,996	10,388	\$ 17,279,607.67	\$ 1,663.42
2019	2,721	10,847	\$ 18,764,035.87	\$ 1,729.88
2020	2,270	8,817	\$ 14,757,667.27	\$ 1,673.77
2021	2,754	11,419	\$ 19,168,224.54	\$ 1,678.63
2022	2,615	10,170	\$ 19,516,082.47	\$ 1,918.99
2023	2,287	8,246	\$ 19,321,171.64	\$ 2,343.10
2024	2,828	9,690	\$ 21,492,178.76	\$ 2,217.98
Grand Total	32,910	127,150	\$ 221,765,156.17	\$ 1,744.12

Questions & Discussion

Mark Your Calendar

Next Meeting is May 13th

